



*Ordering Guide for
Greenwald Industries Coin Products*

December, 2021



Greenwald Industries
212 Middlesex Avenue
Chester, CT 06412

greenwaldindustries.com • Customer Service: 800-221-0982

Product availability subject to change



Table of Contents

Terms and Conditions of Sale	4-5
Money Box Guide	6-8
Money Box Keying	9
Key Code Identification	10
Money Box Locks.....	11
V5, V7 (V13), and V8, Coin Chutes	12-13
Tokette Chutes	13
Extension & Chute Bolts for Chute Installation.....	14
Security Parts.....	14
Miscellaneous Chute Parts.....	14
Switch Kits.....	14
5900 Mechanisms.....	15
5900 Series - QuarterMasters: Diagrams/Parts List	16-17
5900 Mechs, Options	18
5000P Slide Activated Timers	18
Timing Section Chart for Series 5000 Mechanisms.....	19
Decals.....	20-21
Tokens, Tokettes, Cams	22
Popular Service Locks.....	23
Mechanical Coin Drops	24-25
digicoin II Digital Coin Drops.....	26
Small Parts	26

Contact your Greenwald Sales Representative
for more information regarding our products.

greenwaldindustries.com • 800-221-0982



Terms and Conditions of Sale

Credit Policy

Direct sales are to distributors, original equipment manufacturers.

Our terms are net thirty (30) days.

For Canadian and foreign accounts - U.S. bank, international money order.

All shipments are F.O.B. our factory, Chester, CT.

Minimum Billing

For any amounts less than \$50.00, charges will be \$50.00 net. Please order in largest quantities to obtain best value.

Warranty Returns

All returns require a Return Material Authorization (RMA) number. Please contact your customer service representative at (800) 221-0982 to obtain an RMA number prior to returning product. You will receive an RMA number within 48 hours. All RMA numbers expire thirty (30) days after issuance, therefore all return products must be received at Greenwald Industries within the thirty (30) day time frame, otherwise product will be refused.

Products will not be accepted by Greenwald Industries for return if not accompanied by a valid RMA number, which must be clearly marked on the outside of the package. Products returned to Greenwald Industries without a RMA will be sent back at customer's expense.

Authorization of returns is at the sole discretion of Greenwald Industries. If a part is authorized for return and is a customer error, a 20% restocking charge applies. Parts must be new, unused, and contain all the original packaging.

Warranty Returns

All Greenwald Industries products ship with a one (1) year limited warranty. Products to be returned must be within the warranty period. Warranty begins on the date of shipment by Greenwald Industries. Defective products may be returned at anytime during the warranty period but must have an RMA number. It will be the sole discretion of Greenwald Industries to repair or replace equipment returned defective or damaged, with a new or factory rebuilt components as stipulated under the warranty policy. The repair fee is free for in-warranty service. Warranty products receive a 90 day warranty or the balance of the original OEM warranty, whichever is greater.

Mishandled or misused items are voided from the product warranty. Mishandled or misused items returned for repairs are subject to the repair fee based upon the complexity of the repairs.

Non-Warranty Returns

All non-warranty returns must have an RMA number and a purchase order to process repairs. If the customer wishes to return a product for repair that is no longer within the warranty period, or for damage not covered by the warranty, the standard non-warranty service fee is \$60.00 an hour, plus the cost of parts. You will be notified of changes prior to the execution of repairs. Non-warranty repaired products receive a ninety (90) day warranty. Non-repairable items beyond the warranty period will be charged the minimum \$25.00 diagnostic fee for each item and returned at customer expense.

Terms and Conditions of Sale (continued)

Undiagnosed Items

If the failure symptoms described by the customer cannot be duplicated by Greenwald Industries and the unit passes our product testing, it will be reported as a “No Trouble Found” (NTF) and returned to the customer.

All in-warranty and out-of-warranty products returned for repair that are determined to be No Trouble Found (NTF), will be charged the minimum \$25.00 diagnostic fee for each item and returned at customer expense.

Advance Replacement Policy

Once an RMA is provided, Greenwald Industries will ship new equipment to replace the defective or damaged equipment and a customer invoice will be generated. When defective or damaged equipment is received by Greenwald Industries, in original packaging, a credit for the invoice, excluding freight, will be issued. Defective or damaged products must be returned to Greenwald Industries within thirty (30) days of receipt to warranty an Advance Replacement. If the defective equipment is not returned to Greenwald Industries within 30 days, the invoice must be paid.

Transportation Charges

The customer is responsible for all transportation, insurance, duties and other similar charges for all returned products and must ensure that the products are properly packaged for shipping. Shipping damages, resulting from improper packaging will be the customer’s responsibility and not covered under the warranty policy. You must contact the respective carrier directly to initiate claims for said damage.

Greenwald Industries will be responsible for the shipping cost for returning the products back to the customer (in-warranty services products only). Unless requested, the shipping method will be UPS Ground, or equivalent.

Ship all RMA’s to:

Greenwald Industries
212 Middlesex Avenue
Chester, CT 06412-1245

Not responsible for typographical errors in this brochure.

Packaging

DZ - Dozen (12 Each)

PK - Decal Pack of 504 Each - Best Value

MP - Master Pack (100 Each) - Best Value

M - Thousand Pack (1000 Each)



Money Box Guide

UG400A



Part Number	Available Locks	Tray Specifications	Applications
8-1210-X-X	0: Tubular	Tray #: 8-2170 Height: 2.375" Width: 3.515" Length: 5.5" Weight: 1.75 lb Capacity: \$70 Money Boxes per Case: 20	› Wascomat › GE › SpeedQueen › Huebsch › Whirlpool
	42: Sentinel III		
	28: Cobra		
	10: Medeco		

UG400B



Part Number	Available Locks	Tray Specifications	Applications
8-1240-X-X	0: Tubular	Tray #: 8-2235 Height: 2.375" Width: 3.515" Length: 7.84" Weight: 2.1 lb Capacity: \$120 Money Boxes per Case: 20	Older, smaller models of: › Dexter › SpeedQueen › UniMac › Cissel › Continental
	42: Sentinel III		
	9: Duo		
	28: Cobra		
	10: Medeco		

Money Box Guide (continued)

UG800



Part Number	Available Locks	Tray Specifications	Applications
8-1170-X-X	0: Tubular	Tray#: 8-2138 Height: 3.175" Width: 3.515" Length: 5.875" Weight: 2.25 lb Capacity: \$130 Money Boxes per Case: 20	› Large capacity Whirlpool with meter case plate removed
	42: Sentinel III		
	28: Cobra		

UG800A



Part Number	Available Locks	Tray Specifications	Applications
8-1175-X-X	0: Tubular	Tray#: 8-2138-1 Height: 3.175" Width: 3.515" Length: 4.0" Weight: 2 lb Capacity: \$70 Money Boxes per Case: 20	› Sears/Kenmore (post 1975)
	42: Sentinel III		
	28: Cobra		

UG800B



Part Number	Available Locks	Tray Specifications	Applications
8-1275-X-X	0: Tubular	Tray#: 8-2138-2 Height: 3.175" Width: 3.515" Length: 7.25" Weight: 2.4 lb Capacity: \$150 Money Boxes per Case: 20	› Electrolux › Maytag top load washer & dryer (post 1996)
	42: Sentinel III		
	9: Duo		
	28: Cobra		
	25: Abloy		
	10: Medeco		

Money Box Guide (continued)

UG800C



Part Number	Available Locks	Tray Specifications	Applications
8-1286-X-X	0: Tubular	Tray#: 8-2138-3	<ul style="list-style-type: none"> › SpeedQueen Front Loaders › WCRD2050 › WCRDMCD330 › GE
	42: Sentinel III	Height: 3.175"	
	9: Duo	Width: 3.515"	
	28: Cobra	Length: 8"	
	10: Medeco	Weight: 2.25 lb Capacity: \$130 Money Boxes per Case: 20	

MG3000



Part Number	Available Locks	Tray Specifications	Applications
8-1260-X-X	0: Tubular	Tray#: 8-2237	<ul style="list-style-type: none"> › Wascomat › GE › SpeedQueen › Huebsch › Whirlpool
	42: Sentinel III	Height: 2.4"	
	28: Cobra	Width: 3.515"	
		Length: 5.5"	
		Weight: 1.75 lb	
		Capacity: \$70	
		Money Boxes per Case: 20	

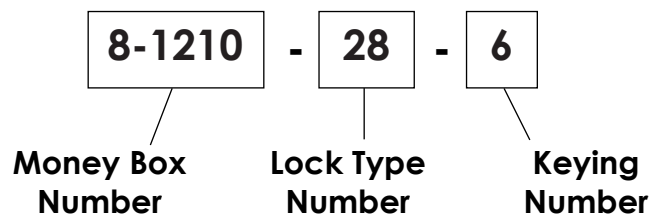
Money Box Keying

Lock Type						
	Low Security	Medium Security		High Security		
	Tubular	Sentinel II	Duo	Cobra	Abloy	Medeco
Regular	0	42	9	28	25	10

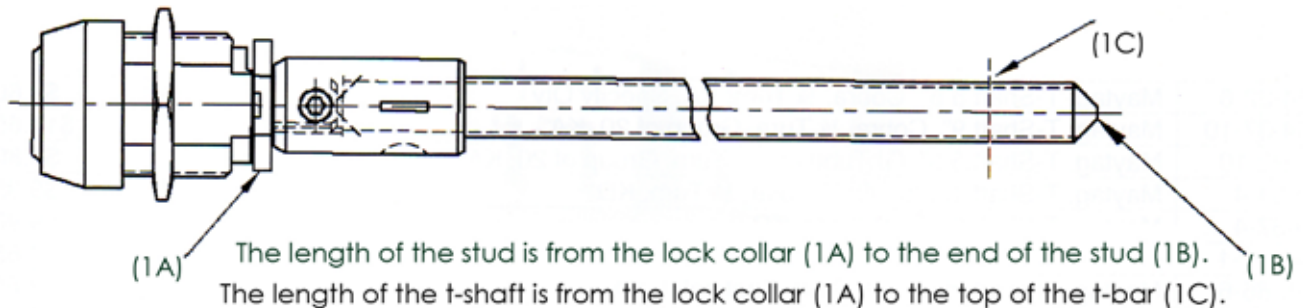
Popular Lock Keying			
Locks Coded	Grouping of	# of Keys Per Lock	P/N Code
Assorted	Each Lock Coded Differently	1	4
Assorted	Each Lock Coded Differently	2	5
Alike	20 to Same Code	1	10
Alike	100 to Same Code	1	7
Alike	Quantities of Your Choice	1	6
Alike	To Code of Your Choice, Quantity of Your Choice	1	19
Alike	Groups of 60	1	14
Alike	Quantities of Choice, 2 Keys	2	2

Money Box Ordering System

Example of Ultra-Guard 400A high security money box, cobra lock, 1 key per lock, keyed alike



How to Measure a Lock Stud or T-Shaft



Key Code Identification



1. DUO
2. TUBULAR (SHORT)
3. TUBULAR (LONG)
4. MEDECO G
5. MEDECO



6. ABLOY "G" CLASSIC
7. ABLOY "A"
8. COBRA
9. SENTINEL III

Locks Type	Key P/N	Code Identification
ABLOY "A" METRIC	77-2005-12	12 DIGITS ENDING WITH 160. EXAMPLE: 61248719160.
ABLOY "G"	77-2014	10 DIGITS ENDING WITH 411 HAVING AOG ABOUT 411
COBRA	77-2018	4 DIGITS. KEY NUMBER RANGES 1000 - 9999
DUO (10)	77-2026	GW AND 4 DIGITS
DUO (14)	77-2005-9	2 DIGITS, 1 LETTER, 2 DIGITS. EXAMPLE: 85U42 OR 85Y42
G.I. TUBULAR (MONEY BOX)	8-166-1	GRJ 301 THRU GRJ 390. GR & 4 DIGITS. T OR J (100 OR HIGHER)
G.I. TUBULAR (SERVICE DOOR)	8-20	GR & 3 DIGITS (NONE BELOW 100) GR & 4 DIGITS (NO 5000 #'S)
MEDECO (NEW)	77-2020	6F OR 6FA AND 5 DIGITS
MX-7	8-20-16	ZB7 = SAME AS MX7
RAMPART (KEY ONLY)	77-2005-11	W AND 4 DIGITS. EXAMPLE: W0371
SENTINEL III	91-2000-19	R, S, K OR U AND 4 NUMBERS. K (0010-0099, 4000 & 5000); R (4000 & 5000); S (6000 & 7000); U (6000 & 7000)

Money Box Locks

Part #	Description	UOM
77-52-7	LOCK & CAM ASSY, SERVICE DOOR 4310	EA
7-43-X	GI TUBULAR LOCK & KEY	EA
77-1086-X	DUO LOCK, 1 KEY PER LOCK	EA
77-1058-X	ABLOY-G LOCK, 1 KEY PER LOCK	EA
77-1075-X	MEDECO LOCK, 1 KEY PER LOCK	EA
77-1085-X	COBRA LOCK, 1 KEY PER LOCK, GROUP OF 20, KA	EA
77-1095-X	COBRA-PLUS LOCK	EA
91-1101-4	SENTINEL III LOCK, 2 KEYS PER LOCK, KA	EA
77-1060-6	IPSO, T-SHAFT 13.1", MEDECO, 1/4 TURN, LEFT HAND	EA
77-1030-22-X	MAYTAG, LOCK & STUD, ABLOY, 1/4 TURN, KA, SPECIFY QTY	EA
77-1034-22-X	MAYTAG, T-SHAFT 5.5", DUO, 1/4 TURN, GROUP OF 20, KA	EA
77-1034-34-X	MAYTAG, T-SHAFT 12.20", DUO, KA	EA
77-1034-38-4	MAYTAG, T-SHAFT 12.70", DUO, KA	EA
77-1035-34-X	MAYTAG, T-SHAFT 12.20", ABLOY G, 1/4 TURN, KD	EA
77-1037-22-X	MAYTAG, T-SHAFT 5.5", MEDECO, 1/4 TURN, GROUP OF 10, KA	EA
77-1054-22-X	MAYTAG, T-SHAFT 5.5", COBRA, 1/4 TURN, KA, SPECIFY QTY	EA
77-1054-37-X	MAYTAG, T-SHAFT 9", COBRA 1/4 TURN, GROUP OF 20, KA	EA
8-1000-22-X	MAYTAG, T-SHAFT 5.5", GI TUBULAR, 1/4 TURN	EA
8-1000-34-X	MAYTAG, T-SHAFT 12.18", GI TUBULAR, 1/4 TURN	EA
8-1000-37-X	MAYTAG, T-SHAFT 9", GI TUBULAR, T SHAFT	EA
91-1045-66-X	MAYTAG, THREADED LOCK & STUD, SENTINEL III	EA
91-1055-22-X	MAYTAG, T-SHAFT, 5.5", SENTINEL III, 1/4 TURN	EA
91-1055-41-X	MAYTAG, LOCK & STUD, 8.5", SENTINEL III, 1/4 TURN	EA
KIT1810-X	MAYTAG, MEDECO LOCK, 1/4 TURN	EA
77-1044-18-X	SW, THREADED STUD 7.80", DUO	EA
77-1035-33-X	SQ STACK, T-SHAFT 7.5", ABLOY G, 1/4 TURN	EA
8-1000-33-X	SQ STACK, T-SHAFT 7.5", GI TUBULAR, 1/4 TURN	EA

See chart on page 9 for keying.
The last place is for how to key it.

Check with customer service for grouping options.

X stands for:

- 2 = Keyed alike two keys per lock
- 4 = Key assortment
- 5 = Keyed assort two keys per lock
- 6 = Keyed in any quantity of groups
- 7 = Keyed in groups of 100
- 10 = Group of 20
- 19 = Keyed to a special code



V5, V7, (V14), and V8 Coin Chutes


Chute Part Number Key

MODEL # **STYLE#** **OPTIONS** **VEND PRICE**
XX **XX** **XXX** **XXX**

EXAMPLE: 27-06-000-003


(V5 TOKEN CHUTE FOR 118.10 "DD" TOKENS, NO OPTIONS, SET FOR 3 TOKENS)

V5



Model #	Style #	Options	Vend Price
27	00 = US (25¢)	000 = No Options, Std Mount	XXX = Specify Vend Price
	15 = US (25¢ & \$1.00)		
	35 = Canadian (25¢ & \$1.00)		
	01 = 118-1 Token .900 Dia.	042 = Ultra-Plus Options (applies to 00 style only)	
	02 = Token .900 Dia (Non-GW)		
	04 = 118-5 Token .990 Dia	003 = Plus Options (includes anti-stringing, & slide jamming)	
06 = 118-10 Double D Token			

V7 (V14)



Model #	Style #	Options	Vend Price
21	30 = Australia	008 = Standard Mount (all models include anti-stringing feature)	XXX = Specify Vend Price
	70 = 1 Euro, EU		

V8



Model #	Style #	Options	Vend Price
20	00 = US (25¢)	000 = No Options, Std Mount	XXX = Specify Vend Price
	34 = Canadian (25¢ only)		
	01 = 118-1 Token .900 Dia.	042 = Ultra-Plus Options (includes anti-stringing, slide jamming, & built in magnet)	
	03 = 118-14 Rim Token		

Commonly Ordered Chutes

Description	Model #	Style#	Options	Vend Price
V7 (13) US	21	16	XXX	XXX
VERTICAL 5	27	00	XXX	XXX
LOONEY V5	27	35	003 (REQUIRED)	XXX
CANADIAN V8	20	34	000	XXX
VERTICAL 8	20	00	XXX	XXX

Token Chutes

Description	Model #	Style#	Options	Vend Price
V5 TOKEN 118-1 .880 DIA	27	01	XXX	XXX
V5 TOKEN 118-5 .990/984 DIA	27	04	XXX	XXX
V5 TOKEN 118-10 "DD"	27	06	XXX	XXX
V5 TOKEN .900 DIA	27	02	XXX	XXX
V8 TOKEN 118-14 RIM	20	03	XXX	XXX
V8 TOKEN 118-1 .880 DIA	20	01	XXX	XXX

Tokette Chutes

Part #	Description	UOM
11-1111	TOKETTE I COIN CHUTE	EA
11-1115	TOKETTE II COIN CHUTE	EA
11-1130	TOKETTE III COIN CHUTE	EA



Extension & Chute Bolts for Chute Installation

Model	Kit #	Extension	Chute Bolt
GE WASHER	K1650	74-94-2	77-83-8
GE DRYER	K1660	75-1014	77-83-8
GE STACK COMES W/2 OF EACH	K1840	75-1014	77-83-8
GE/FL WASCOMAT WASHER	K1661	76-1016	77-83-8
SQ WASHER	K1701	87-1033	77-83-8
WHIRLPOOL STACK	N/A	84-2037	84-1042
WHIRLPOOL WASHER	K1797	68-1164	77-83-8
WHIRLPOOL DRYER	K1798	84-1135	77-83-8
MAYTAG WASHER	N/A	N/A	77-83-8
MAYTAG DRYER	N/A	N/A	77-83-8
8325 DRYER	N/A	N/A	77-83-8
SEARS T/L WASHER	N/A	68-1212	77-83-8
SEARS DRYER	N/A	N/A	77-83-8
SEARS STACK DRYER	N/A	84-2037	84-1042

Security Parts

Part #	Description	UOM
00-7225	SAFETY SCREW (DOZENS ONLY)	DZ
00-9061	SAFETY SCREW WRENCH	EA
00-9255	V5 MAGNET	EA
00-9256	V8 MAGNET	EA

Switch Kits

Part #	Description	UOM
KIT1918	V8 KIT	EA
KIT1926	V5 KIT	EA
KIT1919	V7 KIT	EA

Miscellaneous Chute Parts

Part #	Description	UOM
27-5000	V5 BLOCKOUT KEY	DZ
27-5008	V5 BLOCKOUT KEY (CANADA)	DZ
20-5002	V8 BLOCKOUT KEY	DZ
27-5008	V8 SLIDE RETURN SPRING	DZ

5900 Mechanisms

5900P Round Face Dryer Timer

Adjustable time settings can be easily increased or decreased 1-4 coin start (must specify). Use either U.S Quarter, Canadian, foreign or various brass tokens (specify). Accumulates with each coin insertion.



The 5900P Timer for ADC has several part numbers, depending on the dryer model. Refer to the part number on your timer when replacing. The current part number for the 5900P Timer for ADC is: 59-3300-1. **When ordering, specify: Timing, Voltage, How many coin start (1-4), Type of coinage.**

5900P Square Face Dryer Timer

Adjustable time settings can be easily increased or decreased 1-4 coin start (must specify). Use either U.S Quarter, Canadian, foreign or various brass tokens (specify). Accumulates with each coin insertion.


The 5900P Square Faced Timer for Speed Queen has several part numbers, depending on the dryer model. Refer to the part number on your timer when replacing. Current part number for the 5900P Square Faced Timer for Speed Queen is: 59-3200-15. **When ordering, specify: Timing, Voltage, How many coin start (1-4), Type of coinage.**

Available Time Intervals

PING ON CAM	PART NUMBER	MOTOR SPEED IN RPM			
		1/10 (110V, 24V)	1/20 (110V, 24V)	1/30 (110V, 24V)	1/60 (110V, 24V)
2	59-439-2	5	10	15	30
3	59-439-3	3M 20S	6M 40S	10	20
4	59-439-4	2 1/2	5	7 1/2	15
5	59-439-5	2	4	6	12
6	59-439-6	1M 40S	3M 20S	5	10
7	59-439-7	1M 26S	2M 51S	4M 17S	8M 34S
8	59-439-8	1M 15S	2M 30S	3M 45S	7M 30S
9	59-439-9	1M 7S	2M 13S	3M 20S	6M 40S
10	59-439-10	1	2	3	6
12	59-439-12	50S	1M 40S	2M 30S	5

QuarterMasters: 5900 Series

Kit #1548 • Round Face



Item	Part #	Description	Item	Part #	Description
1	59-3025	Knob	14	00-7337	Bushing (Nylon)
2	59-5012	Nut (Round Nylon)	15	00-7277	Washer
3	00-7210	Washer (Nylon)	16	00-7323	Screw
4	59-0267	Bushing	17	00-7424	Screw
5	59-1691-17	Front Plate Sub-Assembly	18	00-7199	Washer
6	00-7185	Screw	19	59-2030-8	Clutch
7	59-0374-3	Spring (Coin Retainer)	20	00-8098	Spring
8	07-0401-00	Lock Washer	21	00-7020	Washer (Nylon)
9	59-861	Washer (Nylon)	21	59-14	Clutch Plate
10	00-7304	Washer	23	00-7255	Screw, Pan HD
11	00-8114	Spring (Coin Carrier Return)	24	00-7339	Washer (Nylon)
12	59-1472-1	Coin Carrier Assembly (25¢ US Quarter)	25	59-3030	Drive Plate
13	59-4029-1	Shaft			

25¢ US coin handling section shown.

Available for worldwide coinages.
Minimum quantities required for overseas denominations.

QuarterMasters: 5900 Series

Kit #1545 • Square Face



Fax:

Item	Part #	Description	Item	Part #	Description
1	59-3025	Knob	14	00-7337	Bushing (Nylon)
2	59-5012	Nut (Round Nylon)	15	00-7277	Washer
3	00-7210	Washer (Nylon)	16	00-7323	Screw
4	59-0267	Bushing	17	00-7424	Screw
5	59-1595-3	Front Plate Sub-Assembly	18	00-7199	Washer
6	00-7185	Screw	19	59-2030-8	Clutch
7	59-0374-3	Spring (Coin Retainer)	20	00-8098	Spring
8	07-0401-00	Lock Washer	21	00-7020	Washer (Nylon)
9	59-861	Washer (Nylon)	21	59-14	Clutch Plate
10	00-7304	Washer	23	00-7255	Screw, Pan HD
11	00-8114	Spring (Coin Carrier Return)	24	00-7339	Washer (Nylon)
12	59-1472-1	Coin Carrier Assembly (25c US Quarter)	25	59-3030	Drive Plate
13	59-4029-1	Shaft			

25c US coin handling section shown.
Available for worldwide coinages.
 Minimum quantities required for overseas denominations.



5900 Mechanisms

Part #	Use	Style
59-3100-55	STANDARD	ROUND - 1 SWITCH
59-3200-15	SPEED QUEEN	SQUARE - 2 SWITCH
59-3200-15-25	SPEED QUEEN	SQUARE - 2 SWITCH 25C
59-3200-2-25	SPEED QUEEN	ROUND - 2 SWITCH 25C
59-3200-33	DEXTER/MAYTAG	ROUND - 2 SWITCH
59-3200-39	CISSELL	ROUND - 2 SWITCH
59-3300-1	ADC	ROUND - 3 SWITCH
59-3200-2	SPEED QUEEN	ROUND - 2 SWITCH

Options

220V OR 24V
TIME ACCUMULATION LIMITING
FREE START, NON-ACCUMULATING

5000P Slide Activated Timers

Adjustable time settings-can be easily increased or decreased.

Accumulates with each coin slide push.

The 5000P Timer has several part numbers, depending on the dryer model.

Refer to the part number on your timer when replacing.

When ordering, specify: Timing & Voltage

Slide Activated Timers for Dryers

Dryer	Part #	Style	Default Setting
SPEED QUEEN	50-1212-46	2 SWITCH	1/180 110V
WHIRLPOOL	50-1212-51	2 SWITCH	1/180 110V
SPEED QUEEN	50-1212-60	2 SWITCH	1/180 120V
SPEED QUEEN	50-1213-27	3 SWITCH	1/180 120V
GE 45 MINS	50-1223-10	3 SWITCH	1/180 110V
SEARS/WHIRLPOOL	50-1232-26	2 SWITCH	1/192 120V

Timing Selection Chart for Series 5000 Mechs

TIMING MOTOR	1/10	1/15	1/20	1/30	1/60	1/120	1/180
# OF PINS ON CAMS	TIMING IN MINUTES						
1	10	15	20	30	60	120	180
	20	30	40	60	120	240	360
	30	45	60	90	180	360	540
	40	60	80	120	240	480	720
2	5	7-1/2	10	15	30	60	90
	10	15	20	30	60	120	180
	15	22-1/2	30	45	90	180	270
	20	30	40	60	120	240	360
3	3 1/3	5	6-2/3	10	20	40	60
	6-2/3	10	13-1/3	20	40	80	120
	10	15	20	30	60	120	180
	13-1/3	20	26-1/3	40	80	121	240
4	2-1/2	3-3/4	5	7-1/2	15	122	45
	5	7-1/2	10	15	30	123	90
	7-1/2	11-1/4	15	22-1/2	45	124	135
	10	15	20	30	60	125	180
5	2	3	4	6	12	126	36
	4	6	8	12	24	127	72
	6	9	12	18	36	128	108
	8	12	16	24	48	129	144
6	1-2/3	2-1/2	3-1/3	5	10	130	30
	3-1/3	5	6-2/3	10	20	131	60
	5	7-1/2	10	15	30	132	90
	6-2/3	10	13-1/3	20	40	133	120
7	1-3/8	2-1/8	2-7/8	4-1/4	8-5/8	134	25-3/4
	2-7/8	4-1/4	5-3/4	8-5/8	17-1/8	135	51-3/8
	4-1/4	6-3/8	8-5/8	12-1/8	25-1/4	136	77-1/8
	5-3/4	8-5/8	11-1/8	17-1/8	34-1/2	137	102-1/8
8	1-1/4	1-7/8	2-1/2	3-3/4	7-1/2	138	22-1/2
	2-1/2	3-3/4	5	7-1/2	15	139	45
	3-3/4	5-5/8	7-1/2	11-1/4	22-1/2	140	67-1/2
	5	7-1/2	10	15	30	90	120
9	1-1/8	1-2/3	2-1/4	3-1/3	6-2/3	142	20
	2-1/4	3-1/3	4-1/2	6-2/3	13-1/3	143	40
	3-1/3	5	6-2/3	10	20	144	60
	4-2/5	6-2/3	9	13-1/3	26-1/3	145	80
10	1	1-1/2	2	3	6	146	18
	2	3	4	6	12	147	36
	3	4-1/2	6	9	18	148	54
	4	6	8	12	24	149	72
12	5-6	1-1/4	1-2/3	2-1/2	5	154	15
	1-2/3	2-1/2	3-1/3	5	10	155	30
	2-1/2	3-3/4	5	7-1/2	15	156	45
	3-1/3	5	6-2/3	10	20	157	60



Decals

Front of slide decal for all units



Part #	Description	UOM
00-9104-7-R	SLIDE DECAL .50¢	DZ
00-9104-8-R	SLIDE DECAL \$1.00	DZ
00-9104-16-R	SLIDE DECAL BLANK	DZ
00-9104-24-R	SLIDE DECAL \$1.25	DZ
00-9104-25-R	SLIDE DECAL \$1.50	DZ
00-9104-26-R	SLIDE DECAL \$2.00	DZ
00-9104-29-R	SLIDE DECAL \$1.75	DZ
00-9104-36-R	SLIDE DECAL \$2.50	DZ
00-9104-37-R	SLIDE DECAL \$3.00	DZ
00-9104-38-R	SLIDE DECAL \$3.50	DZ
00-9104-39-R	SLIDE DECAL \$4.00	DZ
00-9104-46-R	SLIDE DECAL \$5.00	DZ
00-9104-47-R	SLIDE DECAL \$2.25	DZ
00-9104-48-R	SLIDE DECAL \$2.75	DZ
00-9104-49-R	SLIDE DECAL \$3.25	DZ

Casting (back of slide) decal for V5 model



Part #	Description	UOM
00-9910-11-R	V5 CASTING DECAL 50¢	DZ
00-9910-21-R	V5 CASTING DECAL \$1.00	DZ
00-9910-24-R	V5 CASTING DECAL \$1.25	DZ
00-9910-26-R	V5 CASTING DECAL \$1.25	DZ
00-9910-27-R	V5 CASTING DECAL \$1.50	DZ
00-9910-28-R	V5 CASTING DECAL \$1.75	DZ
00-9910-29-R	V5 CASTING DECAL \$1.00	DZ
00-9910-30-R	V5 CASTING DECAL \$2.00	DZ
00-9910-31-R	V5 CASTING DECAL \$3.00	DZ
00-9910-34-R	V5 CASTING DECAL \$5.00	DZ
00-9910-35-R	V5 CASTING DECAL \$2.25	DZ
00-9910-36-R	V5 CASTING DECAL \$2.50	DZ
00-9910-37-R	V5 CASTING DECAL \$3.25	DZ
00-9910-39-R	V5 CASTING DECAL \$4.00	DZ

Decals (continued)

Casting (back of slide) decal for V7 model



CASTING DECAL

Part #	Description	UOM
00-9950-11-R	V7 CASTING DECAL \$2.00	DZ
00-9950-12-R	V7 CASTING DECAL \$2.25	DZ
00-9950-13-R	V7 CASTING DECAL \$2.50	DZ
00-9950-14-R	V7 CASTING DECAL \$2.75	DZ
00-9950-15-R	V7 CASTING DECAL \$3.00	DZ
00-9950-16-R	V7 CASTING DECAL \$3.25	DZ
00-9950-17-R	V7 CASTING DECAL \$1.50	DZ
00-9950-18-R	V7 CASTING DECAL \$1.75	DZ
00-9950-20-R	V7 CASTING DECAL \$3.50	DZ

Casting (back of slide) decal for V8 model



CASTING DECAL

Part #	Description	UOM
00-9905-3-R	V8 CASTING DECAL \$1.00	DZ
00-9905-5-R	V8 CASTING DECAL \$1.25	DZ
00-9905-6-R	V8 CASTING DECAL \$1.50	DZ
00-9905-7-R	V8 CASTING DECAL \$1.75	DZ
00-9905-8-R	V8 CASTING DECAL \$2.00	DZ
00-9905-10-R	CASTING DECAL BLANK	DZ

Miscellaneous Decals

Part #	Description	UOM
KIT1711	COIN CHUTE DECAL KIT	EA

Tokens

Part #	Description	UOM
118-1	.880 TOKEN (22.3MM)	M
118-10	.950 (23.8MM) DOUBLE D TOKEN	M
118-14	.900 (22.8MM) RIM TOKEN	M
118-5	.990/.984 TOKEN	M



118-1



118-10



118-14



118-5

Tokettes



Part #	Description	UOM
11-5015	TOKETTE, UNBREAKABLE, ORANGE	M
11-5010-15	TOKETTE II, GREEN	M
11-5010-16	TOKETTE II, AQUA	M
11-5010-2	TOKETTE II, BROWN	M
11-5010-9	TOKETTE II, GRAY	M
11-5020-1	TOKETTE I, BLACK	M
11-5020-12	TOKETTE I, BABY PINK	M
11-5020-13	TOKETTE I, TAN	M
11-5020-17	TOKETTE I, GOLD	M
11-5020-3	TOKETTE I, WHITE	M
11-5020-6	TOKETTE I, OLIVE GREEN	M
11-5020-7	TOKETTE I, YELLOW	M
11-5020-8	TOKETTE I, BLUE	M
11-5025-1	TOKETTE III, PURPLE	M
11-5020-2	TOKETTE III, ORANGE	M
11-5025-3	TOKETTE III, TAN	M

Cams

Part #	Description	UOM
68-2087	SERVICE DOOR LOCK & CAM 68-1174	DZ
74-2014	CAM, SERVICE LOCK 27261	DZ
84-2015	LOCK CAM, 8-1174, 8490	DZ

Popular Service Locks

BRAND	LOCK	TYPE	USE	PART NUMBER
GENERAL ELECTRIC	TUBULAR	CAM	DOOR	74-1027-XX XXX
GENERAL ELECTRIC	SENTINEL II	CAM	DOOR	91-1228-XX- XXX
MAYTAG	TUBULAR	LOCK ONLY	DOOR	7-41-X
MAYTAG	TUBULAR	LOCK ONLY MX-7	DOOR	7-35-X
MAYTAG	SENTINEL II	LOCK ONLY	DOOR	91-1101- 32-X
SEARS	TUBULAR	CAM	DOOR	68-1174-XX- XXX
SEARS	SENTINEL II	CAM	DOOR	91-1166-XX- XXX
SPEED QUEEN	TUBULAR	CAM	DOOR	74-1027-XX- XXX
SPEED QUEEN	TUBULAR	STUD	DOOR	87-1235-X
SPEED QUEEN	SENTINEL II	CAM	DOOR	91-1228-XX- XXX
SPEED QUEEN	SENTINEL II	STUD	DOOR	91-1240-XX- XXX
WHIRLPOOL	TUBULAR	CAM	DOOR	68-1174-XX- XXX
WHIRLPOOL	TUBULAR	STUD	DOOR MACHINE TOP	8-1181-XX- XXX
WHIRLPOOL	SENTINEL II	CAM	DOOR	91-1166-XX- XXX
WHIRLPOOL	SENTINEL II	STUD	DOOR MACHINE TOP	91-1168-XX- XXX

XX-XXXX-31-XXX = 10% KEYING

XX-XXXX-32-XXX = 100% KEYING

XX-XXXX-34-XXX = NO KEYS

GREENWALD LOCKS ARE STOCKED TO THE FOLLOWING STANDARD CODES AT NO EXTRA CHARGE

TUBULAR: GR100, 675, 700, 800, 777, 888, 999, 3800 SENTINEL II: R5000, 5001, 5002

ASK ABOUT OUR RESTRICTED CODE PROGRAM.



Mechanical Coin Drops

ADC US Coins

Part #	Description
41-1183	Single 25¢ US, Large Face Plate with Optic Switch
41-1184	Single 25¢ US Large Face Plate (no Optic Switch)
41-1185	Single 25¢ US, Small Face Plate with Optic Switch
41-1186	Single 25¢ US, Medium Face Plate with Optic Switch
41-1187	Single 25¢ US, Medium Face Plate (no Optic Switch)
41-1040-1	UniMac 25¢ US with Board

Primus (for Maytag) (US & Canada)

Part #	Description
41-1178	Single 25¢ US with Dual-Beam Optic Switch
41-1188	Dual 25¢/\$1.00 Canadian
41-1189	Single 25¢ US with Optic Switch
41-1190	Dual 25¢/\$1.00 Canadian with Optic Switch

Alliance Laundry

Part #	Description
41-1191	Coin Drop Assembly 25¢ US
41-1192	Coin Drop Assembly Dual Canadian with Optic Switch
41-1145-40	OLD SMALLER CAN. MAY W/OPTIC

Maytag & Whirlpool (US & Canada)

Part #	Description
41-1161	Single 25¢ US LESS OPTO SW
41-1178	Single 25¢ US (Screw 04-0632-45)
41-1196	Dual 25¢/\$1.00 Canadian

Maytag WP/GE (International Coins/Tokens)

Part #	Description
41-1181-01	Single Yen, Japan with Optic Switch
41-1181-02	Single 0.50 Euro, EU with Optic Switch
41-1181-03	Single 0.20 Euro, EU with Optic Switch
41-1181-04	Single 118-1 Token (.880) with Optic Switch
41-1181-05	Single 10NT. Taiwan w/OPTO (incl. bilingual overlay)
41-1181-06	Single 118-5 Token (.990) with Optic Switch
41-1181-07	Single 118-1 Token (.880) with Optic Switch
41-1181-08	Single 118-1 Token (.880) with Optic Switch, Bilingual
41-1182-01	Dual \$1.00/20 Australian

Mechanical Coin Drops (continued)

Whirlpool (US & Canada)

Part #	Description
41-1171	Whirlpool Single 25¢ US with Optic Switch
41-1172	WhirlpoolDual 25¢/\$1.00 Canadian with Optic Switch
41-1194	Whirlpool Single 25¢ US Models:CHW9100VQ, CEW9100VQ, CHW9900VQ
41-1195	WhirlpoolDual 25¢/\$1.00 Canadian with Optic Switch

LG

Part #	Description
41-1202	LG Single 25¢ US with Optic Switch

LG Complete Metercase Assemblies

Part #	Description	Assemblies include:
69-1023	Set for U.S. Quarter/Dollar	<ul style="list-style-type: none"> • Coin Drop • Powder Coated Metercase w/ Service Door with lock & key • Large Capacity Moneybox with Medeco key • Rubber Gasket & Steel Mounting Plate • Coin Drop Interface Harness (Mechanical assembly only)
69-1027	Set for 118-1 Token	
69-1028	Set for 118-5 Token	

LG Stack/Combo Kits

Part #	Description	Stack / Combo Kits include:
KIT1907	No money box	<ul style="list-style-type: none"> • Digital - Dual Coin Drop • Wire Harness & Money Box Switch • 2 console locks and keys
KIT1907-001	Coin drop, set for 25¢ / \$1.00	
KIT1907-026	Coin drop set for Token 118-1	
KIT1907-027	Coin drop set for, Token 118-5	
KIT1908	Includes money box	
KIT1908-42-X-001	Coin drop set for US 25¢ / \$1.00, Money box w/Sentinel lock & key	
KIT1908-10-X-001	Coin drop set for US 25¢ / \$1.00, Money box w/Medeco lock & key	
KIT1908-42-X-007	Coin drop set for 118-1 Token, Money box w/Sentinel lock & key	
KIT1908-10-X-008	Coin drop set for 118-5 Token, Money box w/Medeco lock & key	



digicoin II

Complete with Front Plate

Part #	Machine Brand	Description
46-1010	Speed Queen	digicoin II Drop Assembly
46-1015	Whirlpool/Maytag	digicoin II Drop Assembly
46-1020	LG Dual Unit Stack Dryer	digicoin II Drop Assembly
46-1021	LG Stack Washer-Dryer	digicoin II Drop Assembly
46-1030	LG Front Load	digicoin II Drop Assembly
46-1031	Maytag Stack	digicoin II Drop Assembly
46-1032	Quicksilver	digicoin II Drop Assembly
46-1037	Dexter	digicoin II Drop Assembly

Part #	Description	UOM
46-1001	FIELD PROGRAMMER FOR COIN TRAINING	EA

Small Parts

Part #	Description	UOM
21-2031	SIZING PLATE 1 EURO EU	EA
21-3002-4	SLIDE INSERT 25¢ US	EA
21-3002-19	SLIDE INSERT 50¢ US	EA
27-2004-2	SLIDE STOP, LONG V5	DZ
41-1052	FRONT PLATE W/SS DECAL	EA
41-4010	MOUNTING ROD	EA
74-05	TIMER BRACKET, GE, CAMCO	EA
8-2138-1	MONEY BOX SHORT TRAY, 800A	EA
8-2138-2	MONEY BOX TRAY (UG800B)	EA
8-2139-4	FRONT PLATE, LARGE HOLE 800	EA
87-54	1/4T CAM, ABLOY	MP
KIT1802	RETURN BUTTON REPLACEMENT KIT	EA



Greenwald Industries
212 Middlesex Avenue
Chester, CT 06412

greenwaldindustries.com • Customer Service: 800-221-0982

Product availability subject to change





Greenwald Industries
212 Middlesex Avenue
Chester, CT 06412

greenwaldindustries.com • Customer Service: 800-221-0982